



Q1 DASHBOARD

January – March 2023

SUSTAINABLE PRODUCTS

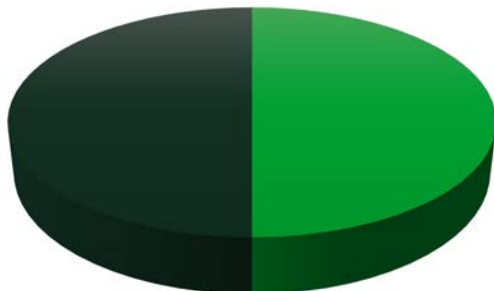
Environmental impact

135 plastic bottles



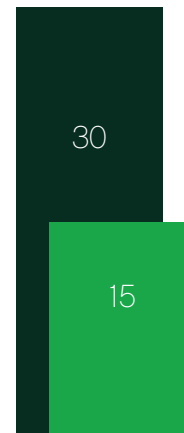
RF108 Rockfall Fly Safety Trainer

Usage percentage in category



50% of Safety Footwear Styles were the RF108 Rockfall Fly Safety Trainer

Usage quantity against total quantity



15 out of 30 Safety Footwear Styles were the RF108 Rockfall Fly Safety Trainer

CARBON OFFSET

204.76kg
of CO₂e

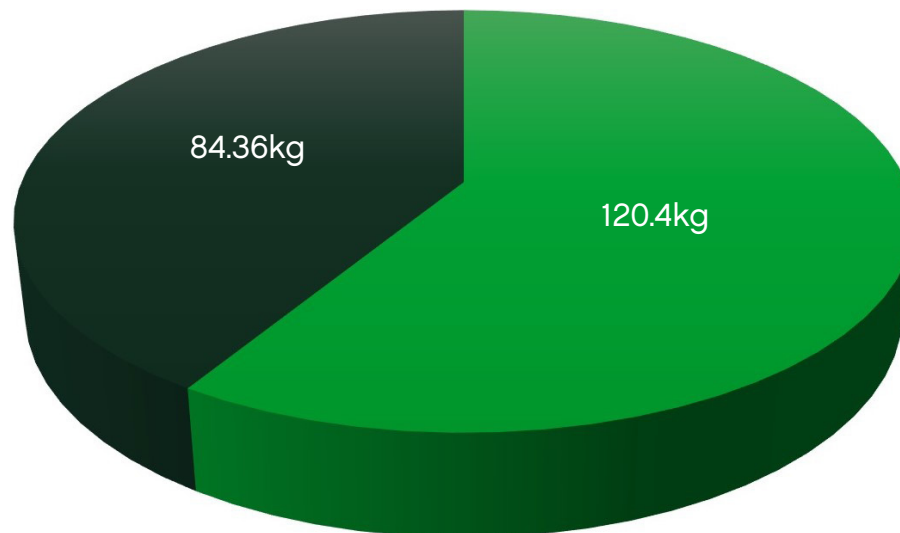
Carbon offset value (product)

286

Number of carbon offset
products purchased

Carbon offset contribution by product (kg CO₂E)


114 pairs of TG6240
TraffiGlove Cut E Safety
Glove at 0.74 kg CO₂e



172 pairs of TG3240
TraffiGlove LXT Cut B Safety
Glove at 0.70 kg CO₂e

END-OF-LIFE RECYCLING

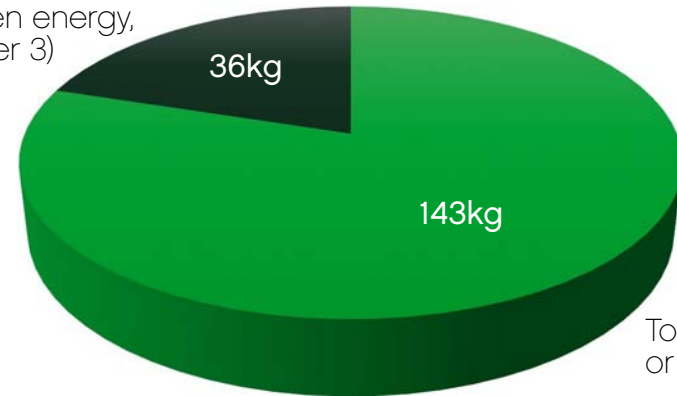
Number of Origin recycling orders vs returns



10 Recycling Orders vrs 7 Returns

Weight percentage by recycling streams

Total material used for green energy, RDF (Tier 3)



Total material re-used or recycled (Tier 1/2)

Total Garment weight: 179kg

Amount of carbon offset (recycling)

25kg
CO₂e

TOTAL CARBON OFFSET FIGURE

Amount of carbon offset (product) plus amount of carbon offset (recycling)

**229.76kg
CO₂e**

CARBON FOOTPRINT



Carbon footprint calculation

96kg CO₂e



Average order value

£78.00



Order quantity

£0 - £50 : 27 orders
£50 - £100 : 29 orders
£100+ : 17 orders




Orders to delivery ratio

1.25


SOCIAL VALUE

CSR points earned through
purchase of sustainable products




60

Number of community
projects this year



2

CSR points
redeemed this year



30



Please note, the data and visuals in this document are shown as an example only, and the final dashboard design may differ from this version.